

## DETAILED SPECIFICATION FOR CRYSTAL PART # X100.00SC-35-M5-20AC



### KEY FEATURES

<input checked="" type="checkbox"/>	$f$ 100.000 MHz
<input checked="" type="checkbox"/>	COLD WELDED HC-35/U (TO 5)
<input checked="" type="checkbox"/>	5TH OVERTONE – HIGH Q VALUE
<input checked="" type="checkbox"/>	SC CUT
<input checked="" type="checkbox"/>	FOR OCXO APPLICATION

### DESCRIPTION

Well documented / high performance Quartz Crystal with high Q value enabling low Phase Noise and low aging. For use in high performance and high reliability OCXO applications. Improved g-sensitivity due to 3 point mounting. Small dimension.

### DETAILED SPECIFICATION ► ELECTRICAL

#### 1. GENERAL

Item	Parameter	Condition	Value	Tolerance	Unit	Note
1.1	Angle of cut		SC			
1.2	Mode of operation	Overtone	5th			
1.3	Circuit type	Series resonance				
1.4a	Circuit type	Parallell resonance				
1.4b	Load capacitance, $C_L$		20	+/- 1	pF	
1.5	Drive level, nom P	Nominal P	50	+/- 10 %	uW	
1.6	Drive level, max P	Maximum P	100	+/- 10 %	uW	
1.7	Package	HC-45/U TO5				Height mm

#### 2. TEMPERATURE CHARACTERISTICS

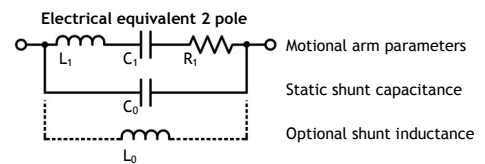
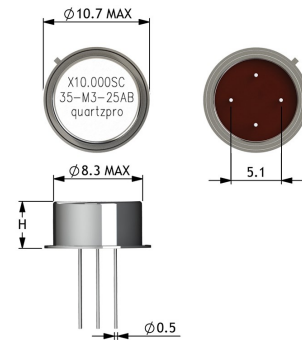
Item	Parameter	Condition	Min.	Typ.	Max.	Unit	Note
2.1	Reference temperature, ref T		+80	+85	+90	°C	
2.2	Operating temperature range					°C	
2.3	Storage temperature range		-55		+105	°C	

#### 3. ELECTRICAL PARAMETERS

3.1	Motional resistance	$R_1$	65	85	110	Ohm	
3.2	Motional inductance	$L_1$		17		mH	
3.2	Motional capacitance	$C_1$	0.11	0.15	0.19	fF	
3.3	Static shunt capacitance	$C_0$	3.9	4.3	4.9	pF	
3.4	Figure of merit	Q	100 000	115 000	130 000	-	
3.5	Shunt inductance	$L_0$		0.60		µH	Optional $C_0$ cancellation

#### 4. FREQUENCY CHARACTERISTICS

4.1	Nominal frequency	@ ref T, $C_L$ and nom P		100.000 000		MHz	
4.2	Frequency accuracy	@ ref T, $C_L$ and nom P	-5.0		+5.0	ppm	
4.3	Drive level dependency, $R_1(P)$	$R_1 \text{ max} / R_1 \text{ min}$			10	%	DLD sweep from 0.1 uW – nom P
4.4	Drive level dependency, $f_1(P)$	$\Delta f / f \text{ nom}$				ppm	DLD Sweep from 0.1uW – nom P
4.5	Long term stability (aging)	First year	-500		+500	ppb	After 30 days of continues operation
4.6	Long term stability (aging)	After first year				ppb	After 30 days of continues operation



## DETAILED SPECIFICATION FOR CRYSTAL PART # X100.00SC-35-M5-20AC

### DETAILED SPECIFICATION ► ENVIRONMENTAL

#### 5. VIBRATION IEC 60068-2-6 Fc (Sinewave)

Item	Description	Parameter	Condition	Units	Notes
5.1	Frequency range	10 - 55 Hz	Amplitude, 0.75	mm	
5.2	Frequency range	55 - 500 Hz	Acceleration, 10	g	
5.3	Sweep rate and direction	1 octave / minute	up / down = 11	min	5.5 octaves - 5.5 min / sweep*2 (1 up/1down)
5.4	Direction and number of sweeps	X, Y and Z	10 sweeps		
5.5	Duration	5.5 min x 2 sweep x 10 sweep	5.5 x2 x 10 = 110	min	- 1 hour 50 min

#### 6. SHOCK IEC 60068-2-27 Ea

6.1	Pulse waveform	Half sine	40 (peak)	g	
6.2	Pulse length		11	ms	
6.3	Sign, direction and number of shocks	+/- X, Y and Z	5		In each direction, totally 5*6=30

#### 7. TEMPERATURE CYCLING IEC 60068-2-14 Na

7.1	Low temperature		-40	Deg C	
7.2	High temperature		+85	Deg C	
7.3	Transition time		2 - 3	min	
7.4	Exposure time	Time in each temperature	10	min	
7.5	Number of cycles		5		

#### 8. ADDITIONAL INFORMATION

8.1	Wire cutting	Use a low shock wire cutter			
8.2	Wire bending	Before bending of wires apply a flat plier at least 2 mm from glass insulation feedthrough and press so that the			
8.3	Soldering	Use flux and a tip temperature of not more than 350 deg C and apply to crystal lead terminal for max 5 seconds.			
8.4	Cleaning	If No Clean solder is used –not necessary to clean but recommended when flux is used.			
8.5	ESD	Use normal ESD precautions.			
8.6	Hermeticity	< 1·10 <sup>-8</sup> mbar liter / sec			

## DETAILED SPECIFICATION FOR CRYSTAL PART # X100.00SC-35-M5-20AC

### EXAMPLE OF PRODUCT PART NUMBER DESIGNATION AND INTERPRETATION.

Item	Product Category	1. Frequency	2. Angle of cut	3. Package	4. Mode of operation	5. Circuit type	6. Version
Parameter	X	14.7456 MHz	SC	HC-43/U	3rd Overtone	Load Capacitance, 25pF	
Code	X	14.745	SC	- 43	- M3	- 25	AC

Part number designation : X14.745SC-43-M3-25AC

### DETAILED SPECIFICATION ▶ MECHANICAL

#### 9. LABEL MARKING

Line 1, Product Category - Frequency	in MHz Ex. X-14.7456 MHz
Line 2, Part number	Cut - Package - Mode - Circuit - Version Ex. AT - 49 - M3 - 25 - AB
Line 3, Date code : Serial number	Date code : Serial number Ex. 110302:12345 (YYMMDD:12345)

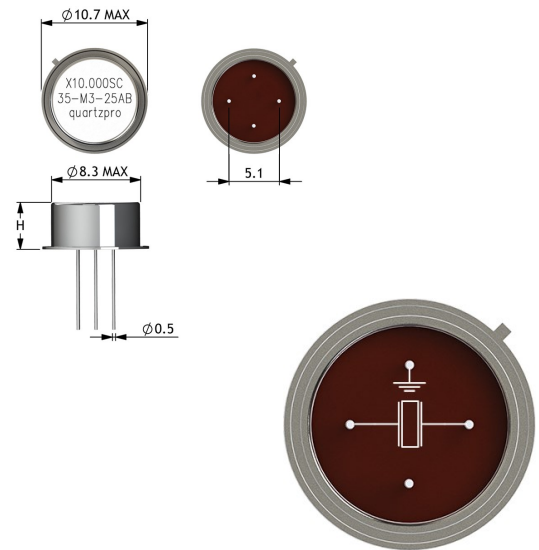
#### 10. MECHANICAL DIMENSIONS

	(mm)
H = Height	4.4 MAX

Top view

Bottom view

Side view



#### 11. REVISION HISTORY

	Date	Description
11.1	2009.02.06	First issue
11.2	2014.08.15	New detailed datasheet
11.3		
11.4		
11.5		
11.6		

UNLESS OTHERWISE SPECIFIED :

TITLE X-HC-35-T05

	NAME	SIGN.	DATE	TOLERANCES	DWG NO.	X-HC-35-T05
DRAWN	Vikram Singh	VS	2009.02.02	MATERIAL A	REV.	0.1
CHK'D	Anders Aven	AA	2009.02.03	MATERIAL B		
APPV'D	Anders Olsen	AO	2009.02.03	WEIGHT GR		
NOTE						

SHEET 1 OF 1